



MUTTER contact form

Easy to request. Simply MUTTER.

YOUR INQUIRY

Offer

Order

Other (please tell):

YOUR CONTACT

Mr.

Ms.

Company

Name

First Name

Street

City

ZIP

Country

Phone

Mail

CUTTING EDGES

Steel MS 150 x 20

Steel MS 200 x 20

Combination MK 25

Combination MK 36

Combination MK 50

Rubber-Ceramic MGK 42

Rubber-Ceramic MGK 50

Rubber MG

Elastomer MEG 90

Rubber-Texture GG

Polyurethan PCS Greenline

Amount needed (Sets):




Not sure about the proper cutting edge? We are looking forward to help you out. Please continue to fill out on page 2 and send the contact form to us. You will be informed soon.



Please indicate all measurements in millimeter.

IHRE ANGABEN

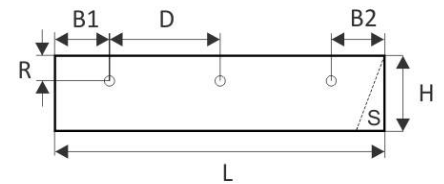
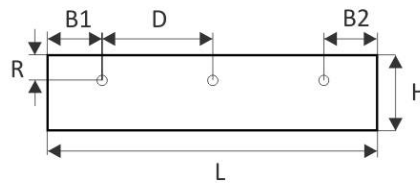
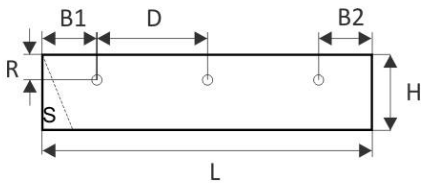
plow manufacturer year of construction
 plow type attack angle



right
(in driving direction)

inner

left
(in driving direction)



L:
 H:
 R:
 B1:
 B2:
 D:

L:
 H:
 R:
 B1:
 B2:
 D:

L:
 H:
 R:
 B1:
 B2:
 D:

S (bevelled edge): yes no
 Number of holes:
 Ø drilling holes:

Number of inner blades:
 Number of holes:
 Ø drilling holes:

S (bevelled edge): yes no
 Number of holes:
 Ø drilling holes:

Your questions and comments: