



New Horizons EAL

Bertie Book



Name:

Start Date:



Colours 2 Activity 1

Can you match the colour to the right picture?



Dun



Skewbald



Palomino




Piebald




Colours 2 Activity 2


Can you colour these horses in so that they're the same colour as the word next to them?



Bay



Piebald



Palomino



Markings 2 Activity 1

Can you match the word to the picture?



White/Bald Face



Stripe



Wall Eye

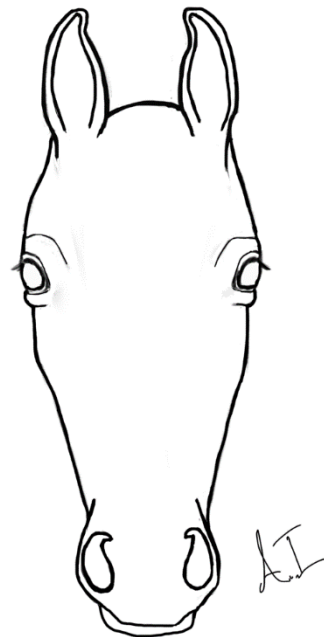
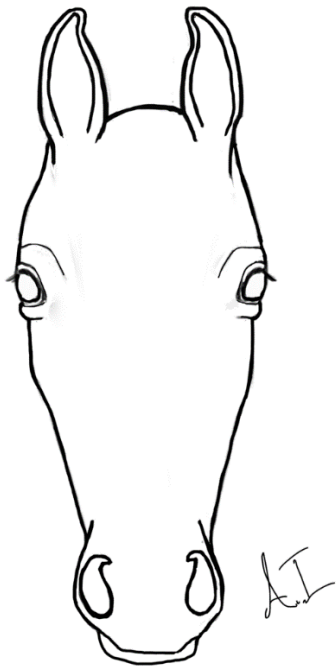
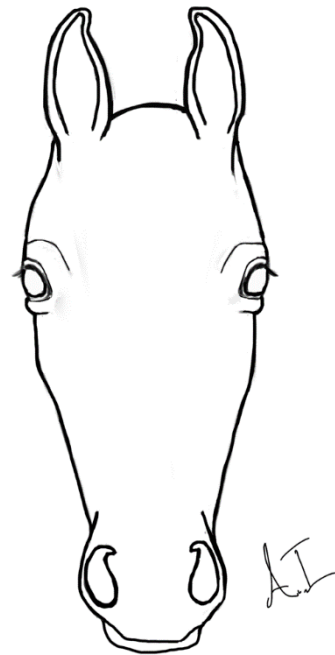
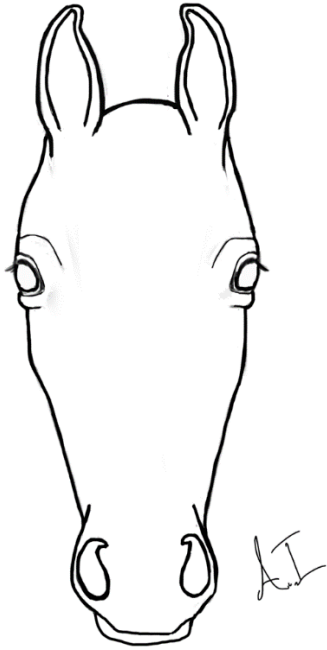


Snip



Markings 2 Activity 2

Can you draw a different face marking on each of these horses and write next to it which marking you have drawn?






Parts of the Horse 2 Activity

Can you mark 10 parts of the horse on this drawing?

Try and mark at least 5 parts that have a different name to parts of the human body





Breeds of Horse 2 Activity 1

Can you match the pictures to the correct word?



Irish Draught



Exmoor Pony



Suffolk Punch



Clydesdale




Dales Pony



Breeds of Horse 2 Activity 2

Can you match each breed & description to the picture?

Large horses, usually 16.1-17.2hh & weigh 900-1000kg. They are always chestnut in colouring. Generally shorter than Shires or Clydesdales but thicker set and have been developed for agricultural work rather than road haulage. The breed has a powerful arching neck, well muscled, sloping shoulders, a short wide back and a muscular, broad croup. Legs are short and strong with little to no feathering on the fetlocks.



The smallest of the Welsh Breeds. They are more refined than those in Section C and D. They are characterised from the cob types by a large eye, small head (often with a dished face from the Arabian influence), high set on tail, and refined leg conformation but retaining good bone and correctness. They may be any solid colour. They may not exceed 12hh in the United Kingdom or 12.2hh in the USA.

Welsh Mountain Pony



The maximum height allowed is 14.2 $\frac{1}{4}$ hh as per this breed's breed society. They should be of riding type, workmanlike and strong in conformation with a sloping shoulder and powerful hindquarters. The body should be deep and the legs straight with strong, flat bone, and hard rounded hooves. Larger ponies, although narrow enough in the barrel for children to ride comfortably, are also capable of carrying adults. They have free and even gaits, active and straight but not exaggerated, and is noted for sure-footedness, agility and speed.



Typically 15.2-17hh. They are most often bay, dark bay/brown, chestnut, black or grey. The face and lower legs may be marked with white but white will generally not appear on the body. They have a well-chiselled head on a long neck, high withers, a deep chest, a short back, good depth of hindquarters, a lean body and long legs. They are classified among the 'hot blooded' breeds – animals bred for agility and speed, and are generally considered spirited and bold.



Suffolk Punch



Grooming Kit 2 Activity 1

Can you match the right word and picture?



Rubber Curry Comb



Face Brush




Mane & Tail Conditioner



Body Brush



Sponge



Grooming Kit 2 Activity 2

Can you match the brushes to the part of the body you would use them on?





Grooming 2 Activity 1

Explain the following (you can glue in pictures of you using these brushes if it helps)


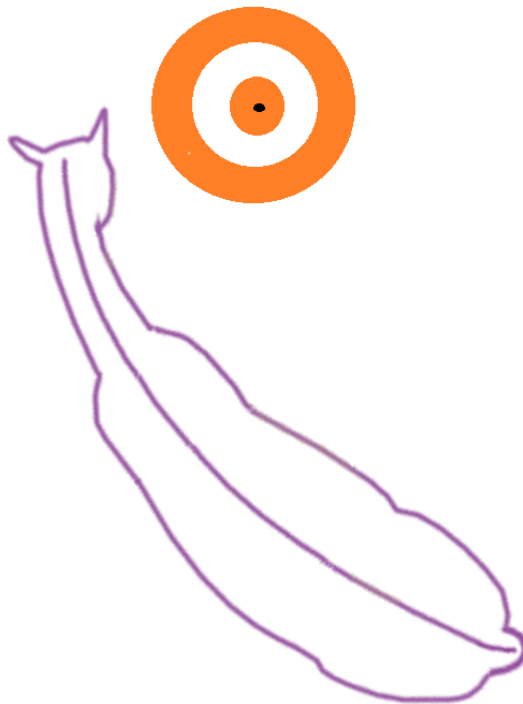

Can you explain what you would use a Plastic Curry Comb for?

Can you explain what you would use a dandy brush for?



Leading 2 Activity 2

Can you draw a stick figure or marker to show where the handler should be standing as the horse completes the slalom?





Horse Safety 2 Activity

What do you think the four horses in these pictures are feeling? Why do you think that?

