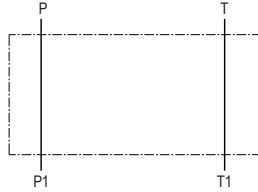
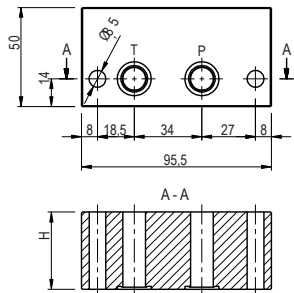
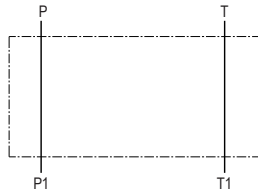
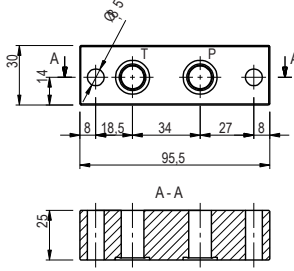
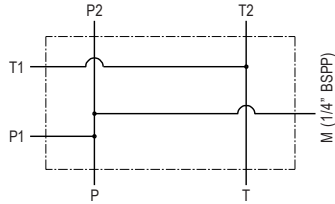
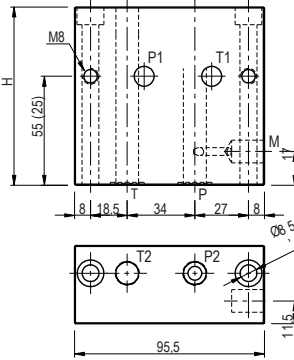
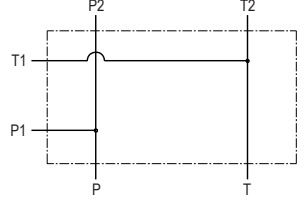
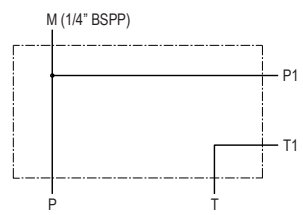
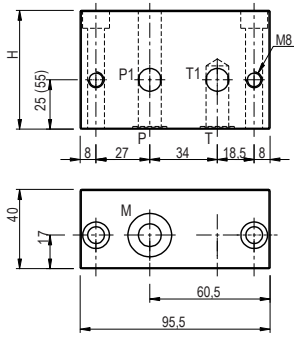
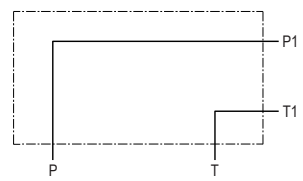
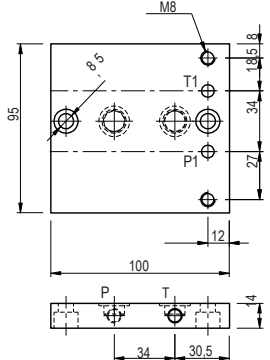
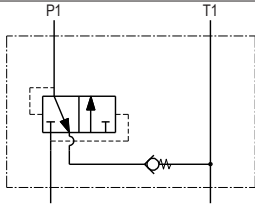
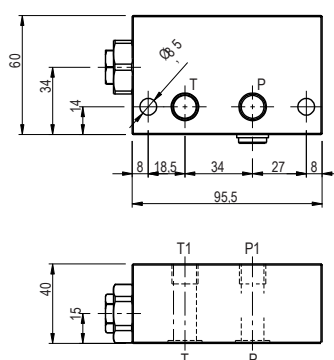
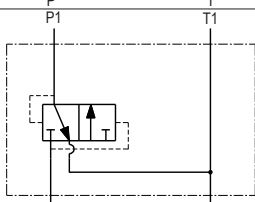
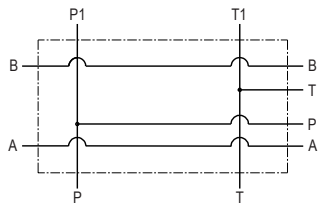
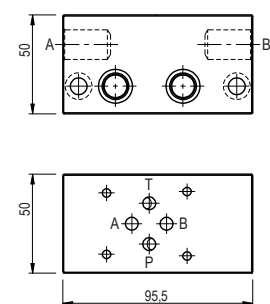
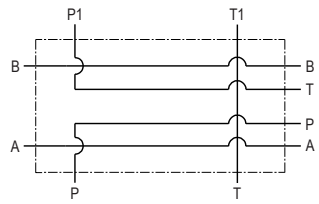
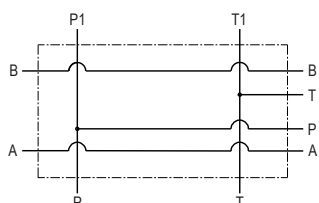
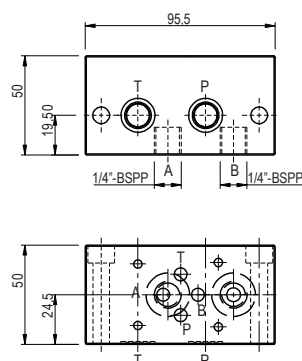
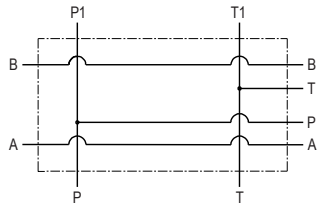
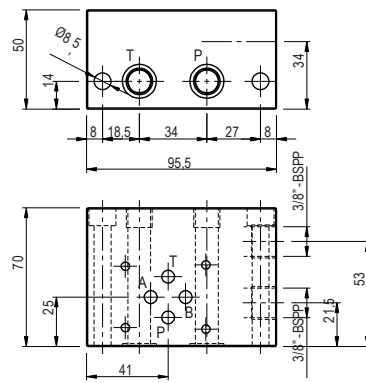
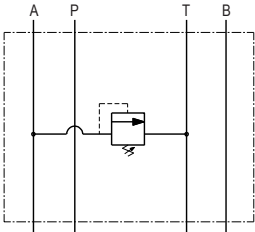
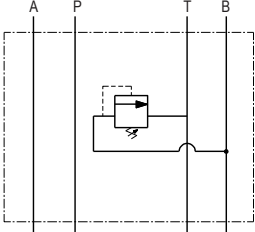
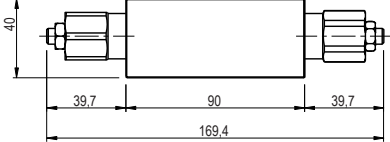
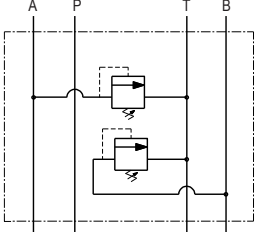
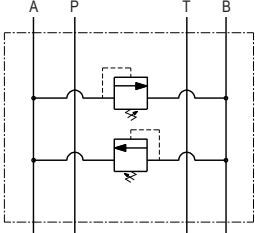

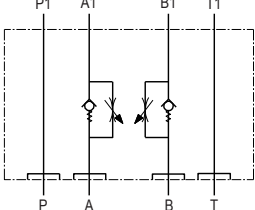
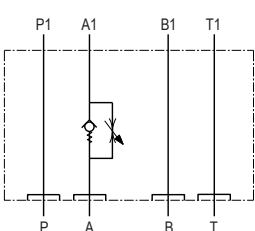
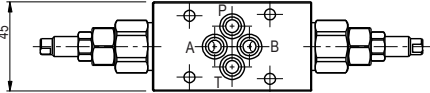
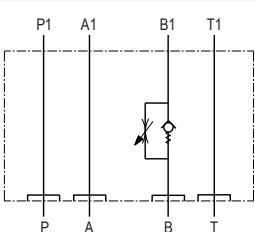
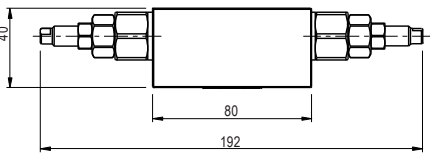


CODE	Description	Schéma Symbol	Détails Drawing
B09	Module d'espacement H=18 Spacer element H=18		
B01	Module d'espacement H=39 Spacer element H=39		
B02	Module d'espacement H=69 Spacer element H=69		
B92	Module d'espacement H=25 Spacer element H=25		
B15	Module de retournement empilage côté moteur H=90 Adaptor for motor side rotation of the modular block H=90		
B51	Module de retournement empilage côté moteur H=60 Adaptor for motor side rotation of the modular block H=60		
B26	Module de retournement empilage côté réservoir H=90 Adaptor for tank side rotation of the modular block H=90		
B76	Module de retournement empilage côté réservoir H=60 Adaptor for tank side rotation of the modular block H=60		
B33	Module de retournement empilage 90° Adaptor for 90° rotation of the modular block		

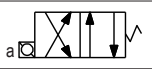
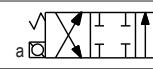
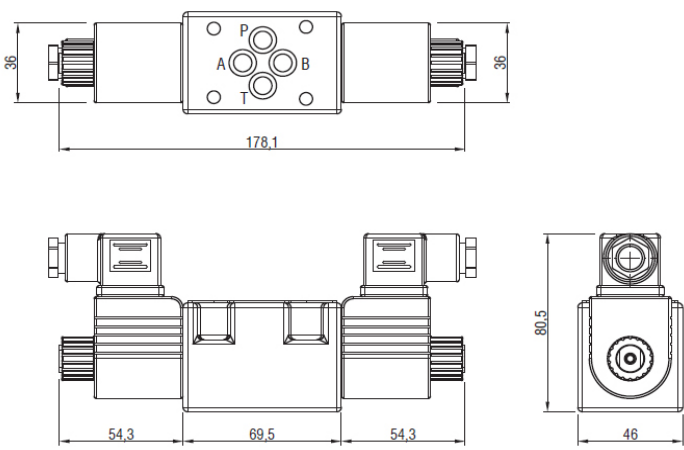





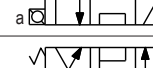



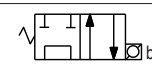

CODE	Description	Schéma Symbol	Détails Drawing
B128	<p>Module équipé de 4 sorties "P" 2x 1/8"G + 2x 1/4"G</p> <p>Modular block with 4 extra P ports 2x 1/8"G + 2x 1/4"G</p>		
B30	<p>Module diviseur de débit 50%÷50%</p> <p>Modular block with 50%÷50% flow divider valve</p>		
B41	<p>Modulaire avec valve de pression prioritaire compensée</p> <p>Modular block with pressure compensated priority valve</p>		
B73	<p>Modulaire avec valve de réduction de pression</p> <p>Modular block with pressure reducing valve</p>		

CODE	Description	Schéma Symbol	Détails Drawing
B259 A	Module de mise à vide automatique Modular block with automatic unloading valve		
B259 B			
B03	Embase modulaire parallèle ou série pour électro CETOP3 - NG6		
B11	Modular block for parallel or serial assembling of a CETOP3 - NG6 electrovalve		
B85	Embase modulaire parallèle pour électro CETOP3 - NG6 Modular block for parallel assembling of a CETOP3 - NG6 electrovalve		
B142	Embase modulaire parallèle pour électro CETOP3 - NG6 Modular block for parallel assembling of a CETOP3 - NG6 electrovalve		

CODE	Description	Schéma Symbol	Détails Drawing
B118	Embase modulaire parallèle pour électro CETOP3 – NG6 avec clapets pilotés sur A et B		
B122	Modular block for parallel assembling of a CETOP3 - NG6 electrovalve with pilotated operated chek valves on A and B		
B123	Embase modulaire parallèle pour électro CETOP3 – NG6 avec clapets pilotés sur A et B		
B90	Embase modulaire parallèle pour électro CETOP3 – NG6 avec clapets pilotés sur A et B Modular block for parallel assembling of a CETOP3 - NG6 electrovalve with pilotated operated chek valves on A and B		
B121	Embase modulaire parallèle pour électro CETOP3 – NG6 avec clapets pilotés et limiteurs de pression sur A et B Modular block for parallel assembling of a CETOP3 - NG6 electrovalve with pilotated operated chek valves and relief valve on A and B		

CODE	Description	Schéma Symbol	Détails Drawing
B05			
B06	Modulaire sandwich pour électro CETOP3 – NG6 avec limiteur de pression Sandwich block for CETOP3 – NG6 electrovalve with relief valve		
B07			
B08	Modulaire sandwich pour électro CETOP3 – NG6 avec limiteur de pression Sandwich block for CETOP3 – NG6 electrovalve with relief valve		
B78			
B79	Modulaire sandwich pour électro CETOP3 – NG6 avec limiteur de débit Sandwich block for CETOP3 – NG6 electrovalve with flow regulator valve		
B80			

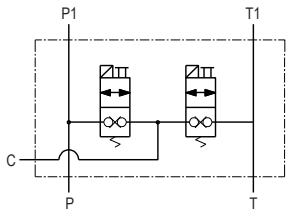
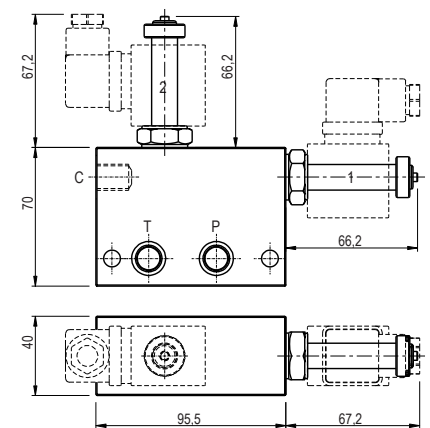
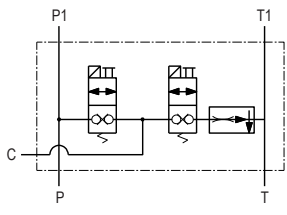
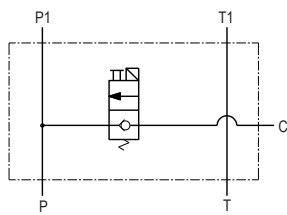
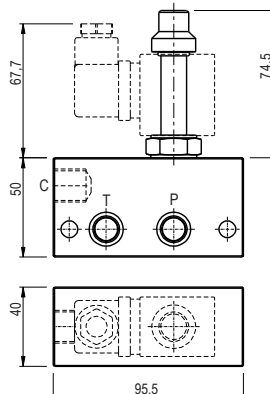
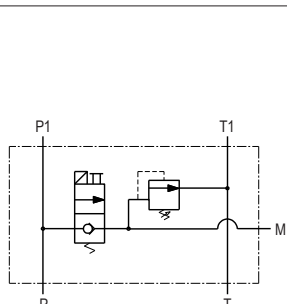
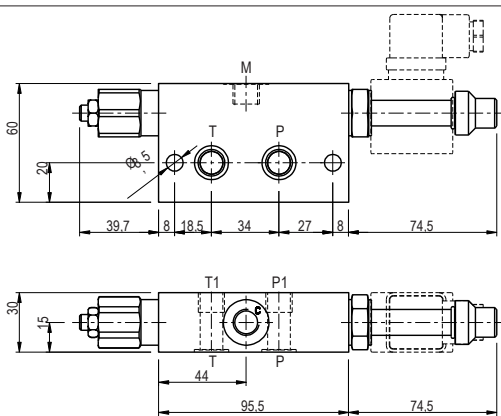
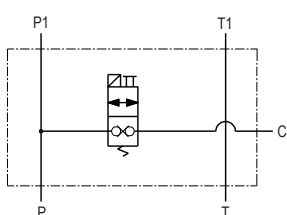
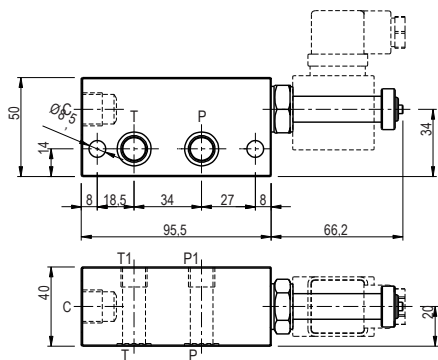
CODE	Description	Schéma Symbol	Détails Drawing
B44	<p>Modulaire sandwich pour électro CETOP3 – NG6 avec valve de contrebalance sur A</p> <p>Sandwich block for CETOP3 – NG6 electrovalve with counterbalance valve on A</p>		
B38	<p>Modulaire filtre retour sur "T"</p> <p>Modular block with filter on the return line</p>		
B39	<p>Modulaire filtre pression</p> <p>Modular block with filter on the pressure line</p>		
B20	<p>Modulaire pompe à main 6,5cc</p> <p>Modular hand pump 6,5cc</p>		

CODE	Description	CODE	Description	Détails Drawing
E02		E06		
E11		E07		
E05		E08		
E13		E10		
E03		E20		
E04				
E14				
E15				

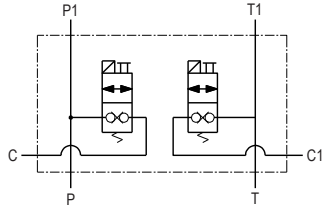
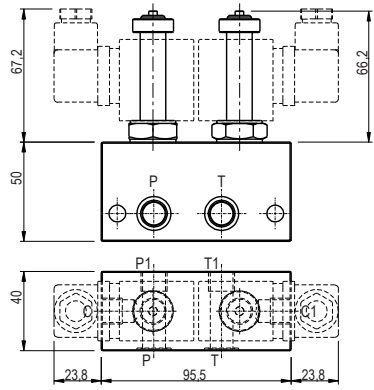
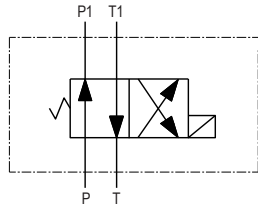
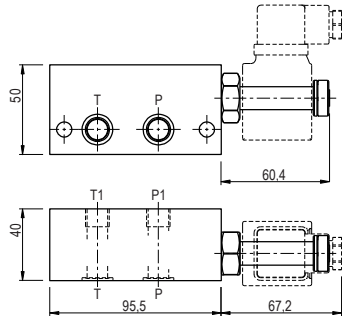
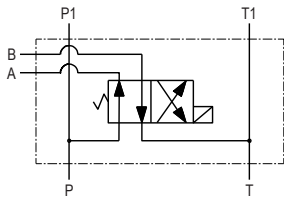
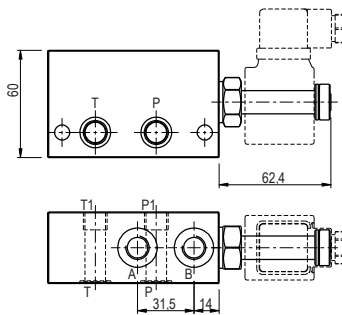
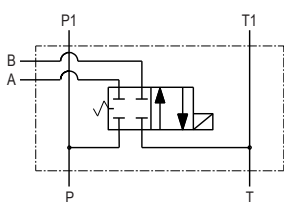
Orifices Ports		Tensions bobines Solenoids voltage		
CODE	Description	CODE	Description	Caractéristiques Characteristics
1	1/4" BSPP	00	Sans bobine No solenoid	Nominal power 27W Duty cycle 100% Insulation class F (T=155°C) Protection index IP65
2	3/8" BSPP	0A	12 Vdc	
		0B	24 Vdc	
		0C	48 Vdc	
		0V	24 Vrac	
		0W	110 Vrac	
		0Z	220 Vrac	

Rev. 1.1

NOTE: les bobines ne sont pas incluses dans les blocs modulaires
NOTE: the coils are not included in the modular elements

CODE	Description	Schéma Symbol	Détails Drawing
V07	Modulaire pour circuit simple effet ou régénérative circuit double effet		
V09	Modular block for single acting circuit or regenerative double acting circuit		
V14	Modulaire avec cartouche électrique simple effet Modular block with single locking electric cartridge valve		
V136	Modulaire avec réduction de pression sur P Modular block to reduce the working pressure on the main circuit		
V100	Modulaire avec cartouche électrique double blocage Modular block with double locking electric cartridge valve		

NOTE: les bobines ne sont pas incluses dans les blocs modulaires
NOTE: the coils are not included in the modular elements

CODE	Description	Schéma Symbol	Détails Drawing
V46	Modulaire avec 2 cartouches électriques double blocage Modular block with 2 double locking electric cartridge valves		
V39	Modulaire avec cartouche électrique V42S13 pour circuit double effet Modular block for double acting circuit with V42S13 cartridge electric valve		
V40	Modulaire avec cartouche électrique V42S13 pour circuit double effet		
V41	Modular block for double acting circuit with V42S13 cartridge electric valve		

Rev. 1.1

NOTE: les bobines ne sont pas incluses dans les blocs modulaires
NOTE: the coils are not included in the modular elements

CODE	Description	Schéma Symbol	Détails Drawing
V61	Modulaire avec cartouche électrique V43S13 pour circuit double effet Modular block for double acting circuit with V43S13 cartridge electric valve		
V62			
V63			
V55	Modulaire avec cartouche électrique V43S13 et clapets doubles pilotés pour circuit double effet Modular block for double acting circuit with V43S13 cartridge electric valve and pilot operated chek valves		

Orifices Ports		Tensions bobines Solenoids voltage		
CODE	Description	CODE	Description	Caractéristiques Characteristics
1	1/4" BSPP	00	No solenoid / Nessun solenoide	Nominal power 18W Duty cycle 100% Insulation class F (T=155°C) Protection index IP65
2	3/8" BSPP	0A	12 Vdc	
		0B	24 Vdc	
		0C	48 Vdc	
		0L	24 Vac - 50 Hz	
		0M	110 Vac - 50 Hz	
		0N	220 Vac - 50 Hz	
		0P	24 Vac - 50/60 Hz	
		0R	24 Vac - 60 Hz	
		0T	110 Vac - 60 Hz	
		0U	220 Vac - 60 Hz	
		0V	24 Vrac	
		0W	110 Vrac	
		0Z	220 Vrac	