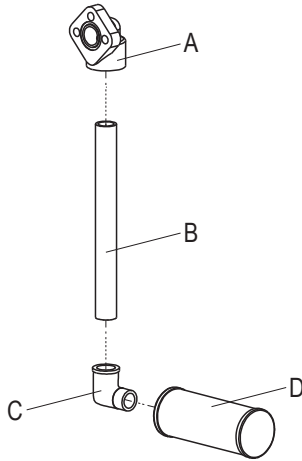
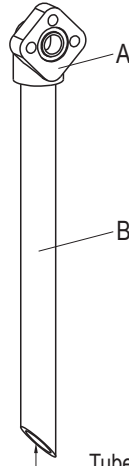


Aspiration - Suction

Exemple de configuration d'aspiration : Avec filtre
Example of suction configuration: With filter



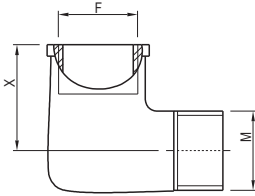
Exemple de configuration d'aspiration : Sans filtre
Example of suction configuration: Without filter

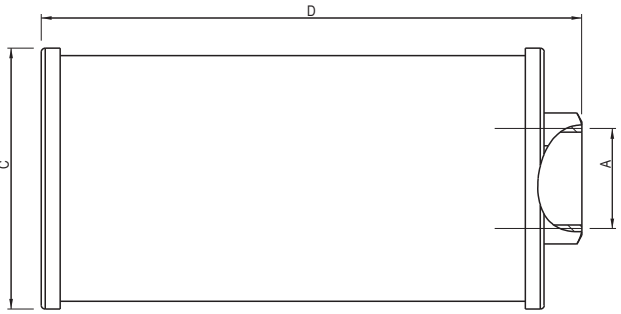


Tube coupé à 45° pour montage sans filtre
Cut pipe at 45° if fitted without filter

A		Brides aspiration haute pression High pressure fitting, pump side	
CODE	Description	Détails Drawing	
RP3D	Fitting 90° - x=30 - y=1/2" - z=27		
RP4D	Fitting 90° - x=40 - y=1/2" - z=30		
RP4E	Fitting 90° - x=40 - y=3/4" - z=36		

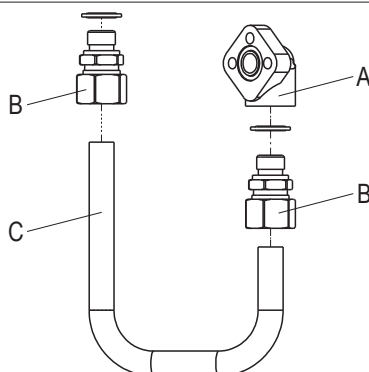
B		Tubes aspiration acier Steel pipe			
CODE	X [mm]	Détails Drawing	CODE	X [mm]	Détails Drawing
DD200	200		EE200	200	
DD300	300		EE300	300	
DD400	400		EE400	400	
DD500	500		EE500	500	

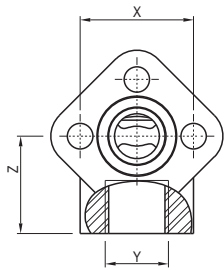
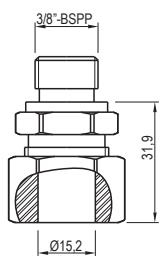
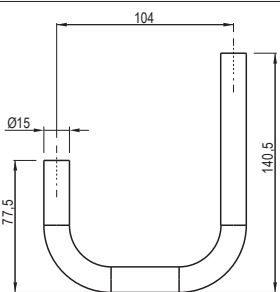
C				Raccords basse pression de montage filtre Low pressure fitting, filter side
CODE	F	M	X	Détails Drawing
RFDD	1/2"	1/2"	28	
RFEE	3/4"	3/4"	30,72	
RFEF	3/4"	1"	34	

D						Filtres d'aspiration Suction filter
CODE	Flow [L/mn]	A [mm]	C [mm]	D [mm]	Filtering power [μ m]	Détails Drawing
FM50	17	1/2"	69	93	90	
FM51	25	3/4"	69	93	90	
FM52	35	3/4"	69	143	90	
FM53	45	1"	69	143	90	

Refoulement - Pressure line

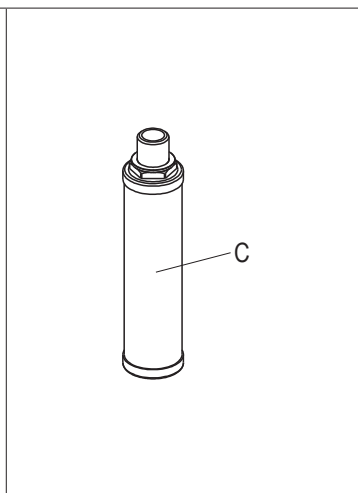
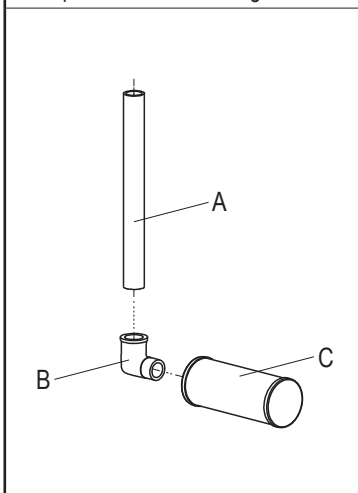
Exemple de configuration refoulement
Example of pressure line configuration



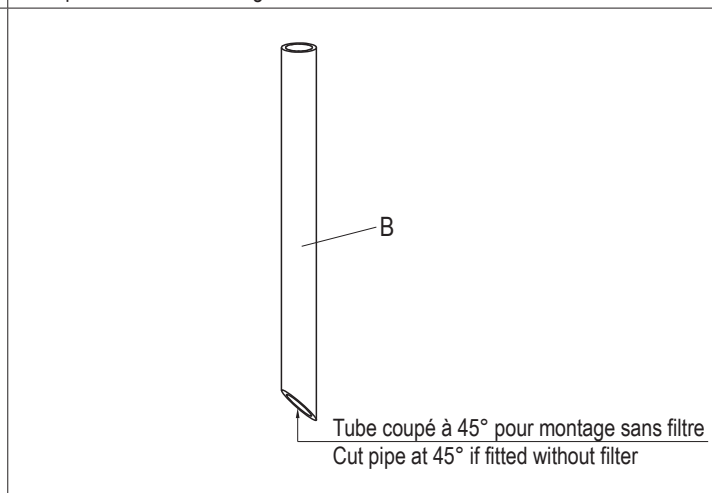
		Brides refoulement haute pression High pressure fitting, pump side	
A		Brides refoulement haute pression High pressure fitting, pump side	
CODE	Description	Détails Drawing	
RP3C	Fitting 90° - x=30 - y=3/8" - z=25,75		
RP4C	Fitting 90° - X=40 - y=3/8" - z=36		
B		High pressure fitting Raccordo alta pressione	
CODE	Description	Détails Drawing	
RTC1	Fitting 3/8" - Ø15		
C		Tube de refoulement Pressure pipe	
CODE	Description	Détails Drawing	
TU01	Pipe Ø15 ad U 140-104-77		

Retour - Return line

Exemple de configuration kit de retour : Avec filtre
Example of return line configuration: With filter




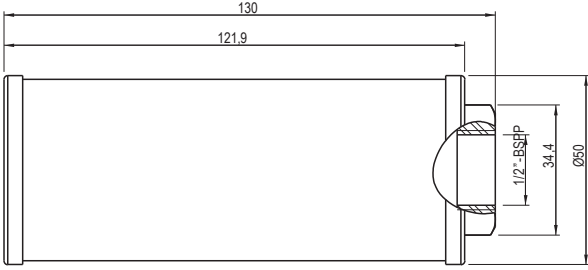
Exemple de configuration kit de retour : Sans filtre
Example of return line configuration: Without filter



A		Tubes retour acier Steel pipe					
CODE	X [mm]	Détails Drawing		CODE	X [mm]	Détails Drawing	
DD200	200			EE200	200		
DD300	300			EE300	300		
DD400	400			EE400	400		
DD500	500			EE500	500		

B				Raccord basse pression pour montage filtre Low pressure fitting, filter side	
CODE	F	M	X	Détails Drawing	
RFDD	1/2"	1/2"	28		
RFEE	3/4"	3/4"	30,72		
RFEF	3/4"	1"	34		

Filtres retour
Return line filter

CODE	Flow [L/mn]	Filtering power [µm]	Détails Drawing
FM70	30	90	 <p>Technical drawing of the FM70 return line filter. The drawing shows a cylindrical filter with a diameter of 32 mm (Ø32). The total length is 123.8 mm, and the length of the main body is 119.1 mm. The mounting bracket on the right has a length of 15.2 mm and a thread specification of 3/8" - BSPP.</p>
FM71	35	90	 <p>Technical drawing of the FM71 return line filter. The drawing shows a cylindrical filter with a total length of 130 mm and a main body length of 121.9 mm. The diameter is 50 mm (Ø50). The mounting bracket on the right has a length of 34.4 mm and a thread specification of 1/2" - BSPP.</p>