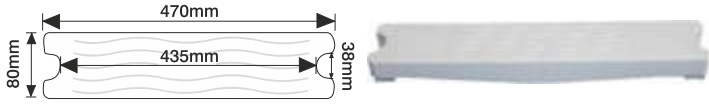


ACCESS LADDER STEP TREADS - 38MM TUBE

Plastica Domestic Step Treads



Code	Description	Price
PE291	PLASTICA Domestic Plastic Tread Fits 38mm dia tube	25.00
PE343	Tread Bolt, Washer & Nyloc Nut (1 of each)	3.95

Certikin Domestic Step Treads



Code	Description	Price
PE292	Certikin Domestic Plastic Tread - Fits 38mm dia tube	25.00
PE343	Tread Bolt, Washer & Nyloc Nut (1 of each)	3.95


Stainless Steel Step Tread - 38mm

PE295 43mm Tread + PE294R Reducing Shims 43-38mm



Code	Description	Price
Pe295	Certikin Stainless Steel Step Tread c/w Black Plastic Ends (Fits 38mm dia tube)	70.00
PE294R	Plastic Reducing Shims (pack of 2) reduces from 43mm to 38mm	5.40
PE344	LONG Tread Bolt, Washer & Nyloc Nut	3.95

HMWPE Step Treads - 38mm

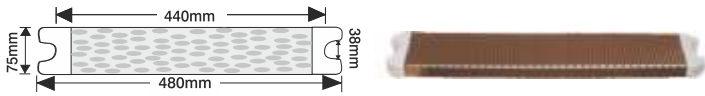


SPC290/D Double Tread is 30mm thick - White Secured with 2 x PE 343 Tread Bolts

PE32 Single Tread Plate is White & 12mm thick. This must be bolted onto SS Flat Support Straps on Ladders & Lifeguard Chairs

Code	Description	Price
SPC290/DHPE	HMWPE Double Step Tread - for 38mm Rails	130.00
PE32	HMWPE Single Tread Plate 440 x 100 x 12mm	55.00

Stainless Steel Step Tread - 38mm



Code	Description	Price
PE293	Certikin Stainless Steel Step Tread c/w ends (Fits 38mm dia tube)	75.00
PE343	Tread Bolt, Washer & Nyloc Nut (1 of each)	3.95
PE342	1.5"/38mm Step Tread End Support - White	4.95

Certikin 38mm Step Tread Ends



Code	Description	Price
PE342	1.5" Step Tread End Supports - White (for PE293 Tread)	4.95

Foot Pads Plastic / Rubber



PE34-38

Code	Description	Price
PE34-38	White Feet/End Cap - 38mm dia. tube	7.50

Escutcheons ABS & Stainless Steel



Code	Description	Price
SPC313	Certikin ABS Escutcheon - for 38mm tube	9.00
PE435	Commercial 316 St. Steel Escutcheon - FLAT for 38mm tube	POA
PE434	Commercial 316 St. Steel Escutcheon - RAISED for 38mm tube	POA