



GSI Coiled Duct

Ducting for the future

SAFE

AGILE

TOGETHER

WITH INTEGRITY

GCD v1.5

Ducting for the Future



▶ GSI Coiled Duct (GCD)

Faster + Safer + Stronger + Cheaper = Better

GCD is unique - a transformational product that delivers key benefits to construction projects:

- ▶ High speed of installation
- ▶ Reduced Health & Safety risks on projects
- ▶ A ducted network of high strength that will remain intact for 50+ years
- ▶ Significant project cost savings now and in the future
- ▶ Strong benefits for the environment
- ▶ Enhanced sustainability for projects
- ▶ Deployment of GCD reduces risks now and in the future.

Why use GSI Coiled Duct?

- ▶ GSI Coiled Duct (GCD) is a very robust ducting system
- ▶ GCD is delivered in long continuous lengths
- ▶ GCD is manufactured with integral inner ducts or as a smooth wall duct, allowing for various outer and inner duct configurations and colours
- ▶ GCD is very strong, yet flexible. Permits installation at shallow depths with no additional bedding materials required
- ▶ GCD is air and water tight by design. GCD connections and repairs maintain this environment
- ▶ GCD is quick to install. Rates of 1,000m+ per day are achievable
- ▶ GCD is simple and easy to work with.

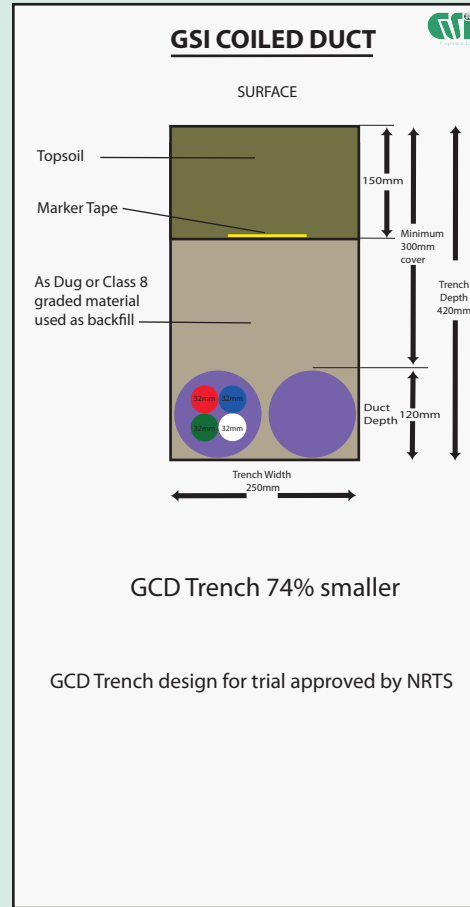
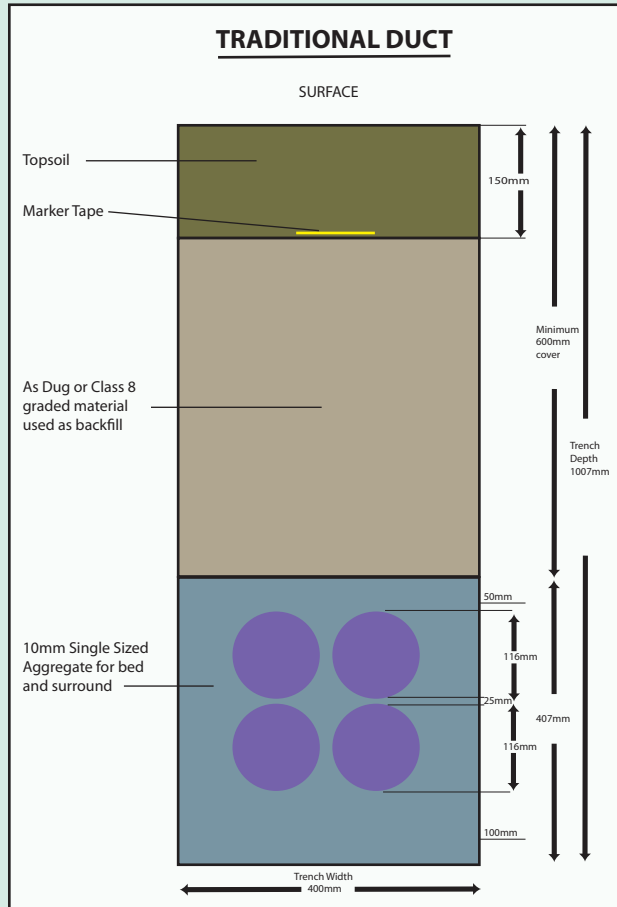


Ducting for the future

Installation Comparisons



TRENCH CROSS SECTION VIEWS:



Faster



- ▶ 110mm GSI Coiled Duct (GCD) is delivered in lengths of 600m
- ▶ 600m can be completely uncoiled along a route in 10 minutes
- ▶ GCD is easily cut to the right lengths for every section
- ▶ GCD can be installed as fast as a trench can be cut:
 - ▶ Conventional diggers can cut 480m per shift
 - ▶ Trenching machines can cut in excess of 1,000m per shift
 - ▶ GCD trenches are 74% smaller than traditional trenches
 - ▶ Increasing speed of installation does not increase risks of product failure.
- ▶ GCD is flexible and follows curves and turns. There is no dis-jointing
- ▶ So, GCD installations are completed 4-8 times the average speed of traditional duct installations.

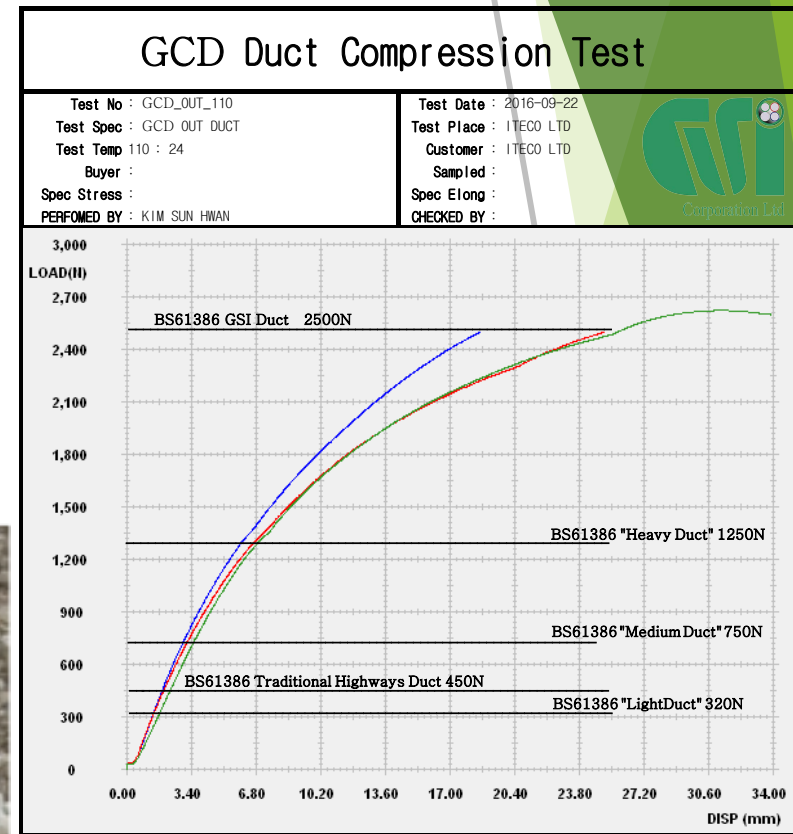
Safer



- ▶ GSI Coiled Duct (GCD) reduces the time spent working in a High Risk environment. 20Km scheme @ 720m/day, man hours can be expected to reduce by 4,167 hours
- ▶ GCD is installed mechanically between chambers. Men do not have to work in trenches joining every 6m of duct
- ▶ GCD has almost no memory and lies flat on the ground
- ▶ Requirement for air testing can be removed completely. Currently this is approximately $\frac{1}{3}$ of all time spent installing traditional duct
- ▶ Trenches for GCD are narrow and shallow - 74% smaller than a traditional trench. There is no real requirement for men to work in trenches
- ▶ GCD requires less materials handling on site, jobs are completed quicker
- ▶ GCD does not require extra protective aggregates to be imported nor waste to be removed. Hazardous vehicle operations (and costs) are significantly reduced
- ▶ So, safety risks are reduced by >60%.

Stronger




- ▶ GSI Coiled Duct (GCD) will not cut with spades and even diggers have difficulty causing damage
- ▶ Digger operators can 'feel' GCD duct in the ground without causing damage
- ▶ GCD inner ducts are air tested to 130psi. Highways air tests to 100mmH₂O = 0.14psi
- ▶ GCD has a compression strength >2500N, traditional duct is 450N
- ▶ So, GCD is stronger and survives compression and impacts.



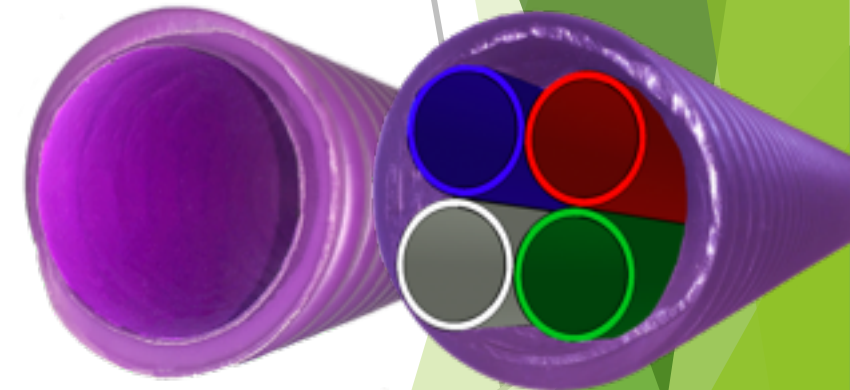
Cheaper

34km Project Costs & Benefits



	GSI Coiled Duct		Traditional Duct
4 man Gang			
10 Hour Shift			
Output per day	720 m/shift	360 m/shift	120 m/shift
No. of days/shifts	47 days	94 days	283 days
Installed Cost / metre	£ 25.30 *	£ 25.30 *	£ 31.73 *
Cost Saving	20%	20%	-
Time Saving	(236) days	(189) days	-
(compared with traditional duct)			
Benefits:	Faster installation Safer Installation Strong & Flexible solution No protective aggregates No disposal of waste soil No air testing Better for the future		Slower installation Less safe installation Fragile & brittle solutions Import aggregates Disposal of soil Air testing

* based on 2018 independent industry tenders/quotations



Ducting for the future

Other Benefits



► Practical


- GSI Coiled Duct (GCD) can be installed above an old duct network. Old ducts do not have to be removed
- Chambers are not required to accommodate changes in direction or elevation. Fewer chambers may be required with GCD
- Finishing a job quicker can reduce long periods of traffic management.

► Environmental

- Shallow, narrow trenches create less environmental damage. GCD is less likely to require future reinstatement, further reducing damage and disruption
- GCD's long life maintains integrity and reduces future maintenance costs
- GCD reduces transportation of materials benefiting the environment and reducing traffic congestion and pollution.

► Additional Cost Savings

- If duct installation is on the critical path, GCD can enable a project to be completed earlier. Moving a site office early can save considerable sums ~ £350,000 per week
- GCD does not require aggregates to be imported. No soil has to be disposed of or reprocessed as waste.



Rolling Installation



- ▶ Long open sections of trenching are not necessary. A rolling installation can be carried out:

- ▶ Duct is uncoiled and laid out along the length of the trench area
- ▶ As the trench is cut, duct is installed into the trench
- ▶ As the duct is laid, the trench can be immediately refilled behind;
- ▶ Confidence testing is not required between chambers
- ▶ High speed of installation will not compromise GCD. GCD can be installed as fast as trenches can be cut and remains air & water tight with no joints.



Retro-Fitting Chambers



- ▶ Chambers can be installed around an existing GCD network without damaging existing cables
- ▶ Outer and inner ducts in the new chamber can be removed easily without affecting cables
- ▶ Split collars seal the GCD to chamber walls and hold the duct tight.



Other installation techniques



▶ Directional (Horizontal) Drilling

- ▶ Pulling in GSI Coiled Duct (GCD) is easier
- ▶ Pulling pits are shallow (if required at all)
- ▶ GCD duct is fed directly from a coil at the site
- ▶ GCD is continuous, no pipe-welding is required.



▶ Pipe Bursting (in testing)

- ▶ GCD has completed trials using Pipe Bursting technology
- ▶ GCD's strength enables a continuous duct to be inserted into an old duct network to replace old duct, avoiding trenching and over ground works
- ▶ Further testing, development and assessment of this process is to be carried out.




Why use anything else?



- ▶ GSI Coiled Duct delivers a network that is:
 - ▶ Completed faster
 - ▶ Completed more safely
 - ▶ Stronger, long lasting and better for the environment
 - ▶ Reduces risks
 - ▶ Significantly cheaper now, and
 - ▶ Also reducing future repair and maintenance costs.

Faster + Safer + Stronger + Cheaper = Better



Ducting for the future



GSI Coiled Duct Weights

<u>Item Weights</u>	<u>Length</u>	<u>Weight</u>	
Steel Reel		118 Kg	
Reel Stay/'A' Frame		128 Kg	
110mm GCD 4 Core Duct	550 m	1300 Kg	2.36 Kg/metre
110mm GCD Smooth Wall Duct	550 m	640 Kg	1.16 Kg/metre
<u>Total Weights</u>			
550m 4 Core Duct with Reel and 'A' Frame		1546 Kg	
550m Smooth Wall Duct with Reel and 'A' Frame		886 Kg	
Empty Reel and 'A' Frame		246 Kg	

GCD Coiled Duct Dimensions

Steel Reel	Height/Diameter	2240 mm
	Width	2300 mm
A' Frame	Width	2500 mm
	Length	2000 mm
	Height	1550 mm

GCD Smaller Coil Weights & Dimensions

<u>Duct Description</u>	<u>Coil Height</u>	<u>Coil Width</u>	<u>Duct Length</u>	<u>Weight</u>
GCD 110mm 4 Core	2250mm	1120mm	330m	778 kg
	2250mm	1350mm	400m	944 kg
	2250mm	1500mm	450m	1062 kg
	2250mm	1750mm	530m	1250 kg
GCD 110mm Smooth Wal	2250mm	1120mm	330m	383 kg
	2250mm	1350mm	400m	464 kg
	2250mm	1500mm	450m	522 kg
	2250mm	1750mm	530m	615 kg

GSI Coiled Duct vs Traditional Duct – Key Differences



Traditional Duct

SPEED

110/100mm 6m sticks, jointing collars with rubber seals every 6m and spacers every 1m

Duct can disjoint easily, especially around bends

Multiple packing on road side

Position of sticks along roadside
How long to position ??

Size of trench

- Width = 450 or 600mm
- Depth = 970mm

Large trench: imported gravel creates greater environmental damage. Excess material needs to be removed. Creates French drains
High environmental impact

Multiple joins along route

Needs 650mm cover. (Requires deep trench to overcome poor duct compression strength)

On average 120m installed per shift

SAFETY

Every stick, jointing collar with seal and spacers need to be fitted by persons working in trench

Air testing is carried out every 2 sticks in length (x4) which equates to 20min/hr. Air testing mandatory from chamber to chamber at 0.14psi

Road worker safety: Excessive manual handling needed to fit sticks; multiple awkward lengths to work and handle

Road user safety: long periods of TM

Increased vehicle movements for import and disposal or materials

GSI Coiled Duct (GCD)

SPEED

110/88mm GCD can be delivered in continuous lengths of up to 600m

Cannot disjoint. Continuous GCD follows the flow and contour of the trench

Uncoiled from an A frame in one process which means A frame does not have to remain on the roadside

600m reel can be uncoiled in 10 minutes

Size of trench - about 70% smaller

- Width = 300mm
- Depth = as little as 420mm

Small trench: No imported materials. Graded 'as dug' material used for backfill
Big reduction in ecological/environmental damage. No French drains created

Continuous duct - no joins between chambers

Only needs 300mm cover (due to increased duct strength)

480m installed per shift based on trial output

SAFETY

GCD is fed in from side of trench

No air testing needed. Air tight by design. Duct air tested in factory at 130psi

Road worker safety: Mechanically installed. Manual handling only required at chambers

Road user safety: periods of TM reduced due to no working in trenches to install and test duct. Replacement of multiple sticks, collars and spacers by just 2 continuous lengths of GCD

Reduced vehicle movements – less materials required

Trenches 70% smaller.
Expected to reduce man hours by some 3,750 hours (125 days) over 20km route @ 480m/day
H&S risks reduced >60%

F
A
S
T
E
R

S
A
F
E
R

GSI Coiled Duct vs Traditional Duct – Key Differences



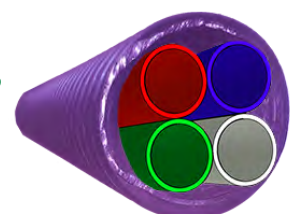
Traditional Duct	GSI Coiled Duct (GCD)	
<p>STRENGTH</p> <p>Compressive strength around 450N</p> <p>Is easily damaged, broken and/or crushed with spades, diggers and other plant</p> <p>Digger operators will break duct in the ground before they know it is there</p> <p>Does not recover after compression</p> <p>Straight corrugated outer wall does not absorb stresses. Stress is focussed</p> <p>Ducts are expected to fill with water within days. Air tests only valid at time of test</p>	<p>STRENGTH</p> <p>Compressive strength around 2500N</p> <p>GCD will not cut with spades. Even diggers have difficulty causing damage</p> <p>Digger operators can 'feel' GCD in the ground without causing damage</p> <p>Compressed GCD will show significant recovery</p> <p>Spiral outer wall absorbs and spreads stress</p> <ul style="list-style-type: none"> • Easy attachment to chambers with spiral connectors; • Easy stripping of duct with spiral cutting tools <p>Plugged ducts should remain dry throughout life. Air tight environment should be life long</p>	S T R O N G E R
<p>COST</p> <p>Cheaper to purchase More expensive installed costs</p> <p>Chambers required to accommodate changes in direction and elevation</p>	<p>COST</p> <p>More expensive to purchase Cheaper installed costs</p> <p>GCD accommodates changes in direction and elevation. Fewer Chambers are required</p> <p>Installed costs cheaper by around 18%</p>	C H E A P E R
<p>Other attributes</p> <p>Each duct is a hollow single bore</p> <p>Retro-fitting chambers not easy to create robust sealed connections</p> <p>Old duct network must be removed before new duct can be installed</p>	<p>Other attributes</p> <p>A variety of ducts are available from single smooth wall up to 9 integral colour coded ducts</p> <p>Retro-fitting chambers is easy and robust with GCD</p> <p>GCD can be installed above old duct network, leaving old ducts untouched</p>	

Go to www.gsiduct.com to download further information of all GCD features & benefits

GSI Coiled Duct: Faster + Safer + Stronger + Cheaper = Better



Ducting for the Future





Ducting for the Future

GSI Corporation Ltd
Kaimes Railway Yard
Long Dalmahoy Road
Kirknewton
Edinburgh EH27 8EE

For enquires and further
information contact:

Email: admin@gsiduct.com

web: www.gsiduct.com

tel: +44(0)131 677 5555

SAFE

AGILE

TOGETHER

WITH INTEGRITY