

design conception

shower seat

design development

conception	1
innovation	2
fixation	3
easy clean	4
stability	5
installation	6
parts	7
product range	8



design conception


shower seat

thor designworks designed a new shower seat with soft open function. This product follows the idea of easy to use, easy to fit and easy to clean. Due to these the product is favoured to be in private bathrooms as well in semi-public bathrooms. The design joins together with contemporary architectural style. Shower seat offers wellness facilities and various applications are possible.



thor
design
works

design conception



Take a shower, just relax while sitting you will enjoy the wellness feeling!



design conception

shower seat

innovation base:

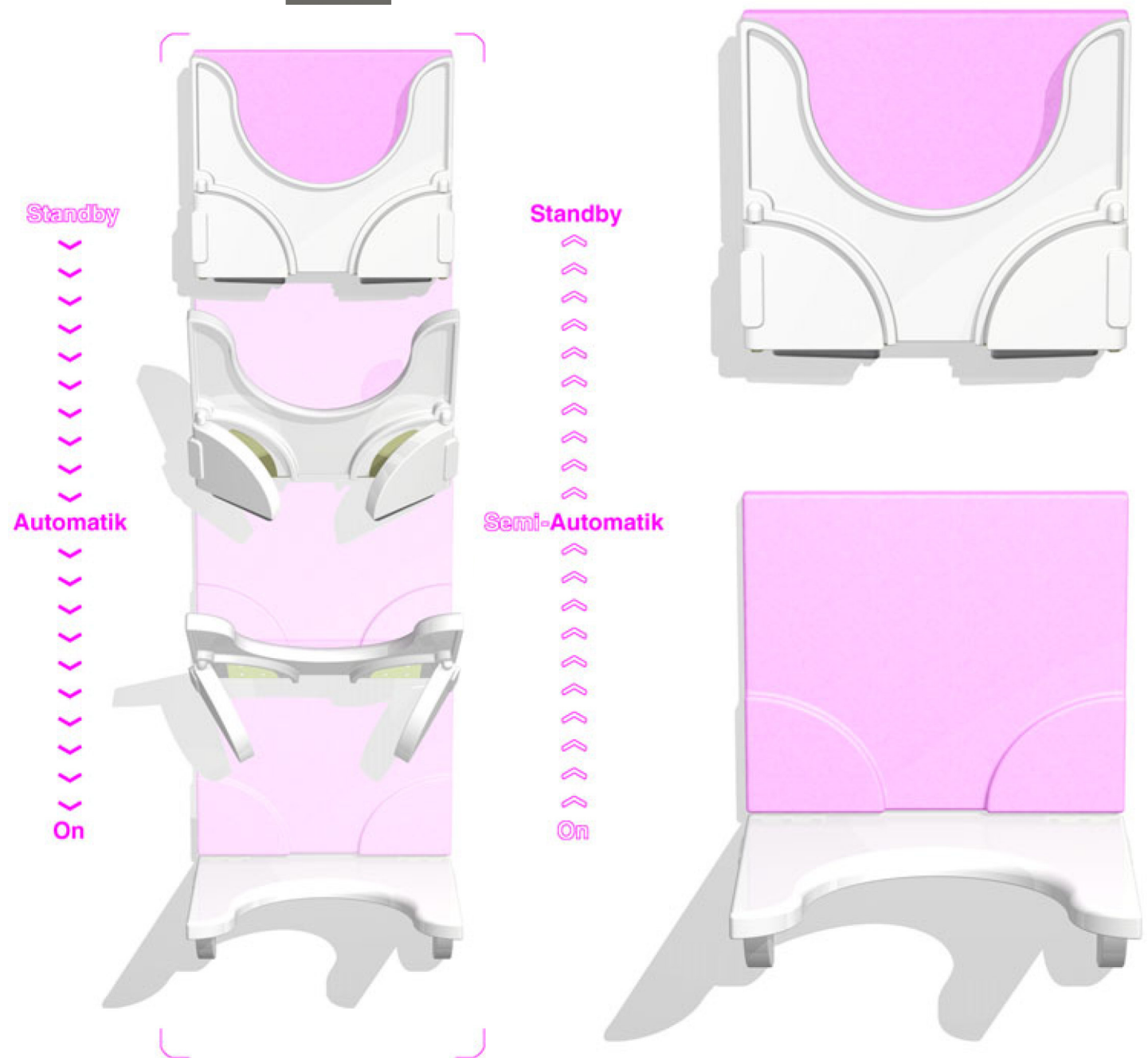
- soft open of shower seat, with the soft open function the shower seat will lower softly and will be ready easier to use
- seat folds back due to integrated mechanism

instruction to use:

1. seat is standby - push on-seat lower oneself by automatic, including activate safety supports
2. ready to use
3. folds back in standby position by semi-automatic
4. standby is locked
5. push the seat to unlock
6. self-cleaning function inside

thor
design
works

innovation base



design conception

shower seat




fixation



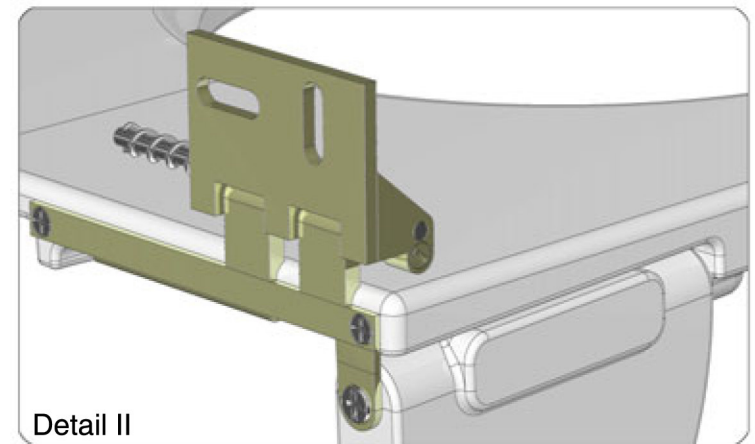
• backpart pillow, suction cup

• shower seat, safety supports + suspension

• fixation/hinge, 4 screws, PVC-parts, adhesive tape, pillow



Detail I



Detail II

design conception

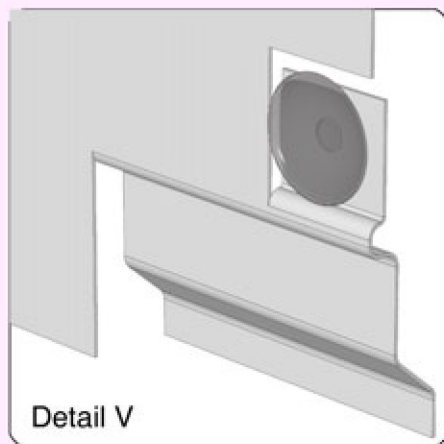
shower seat

self-cleaning:

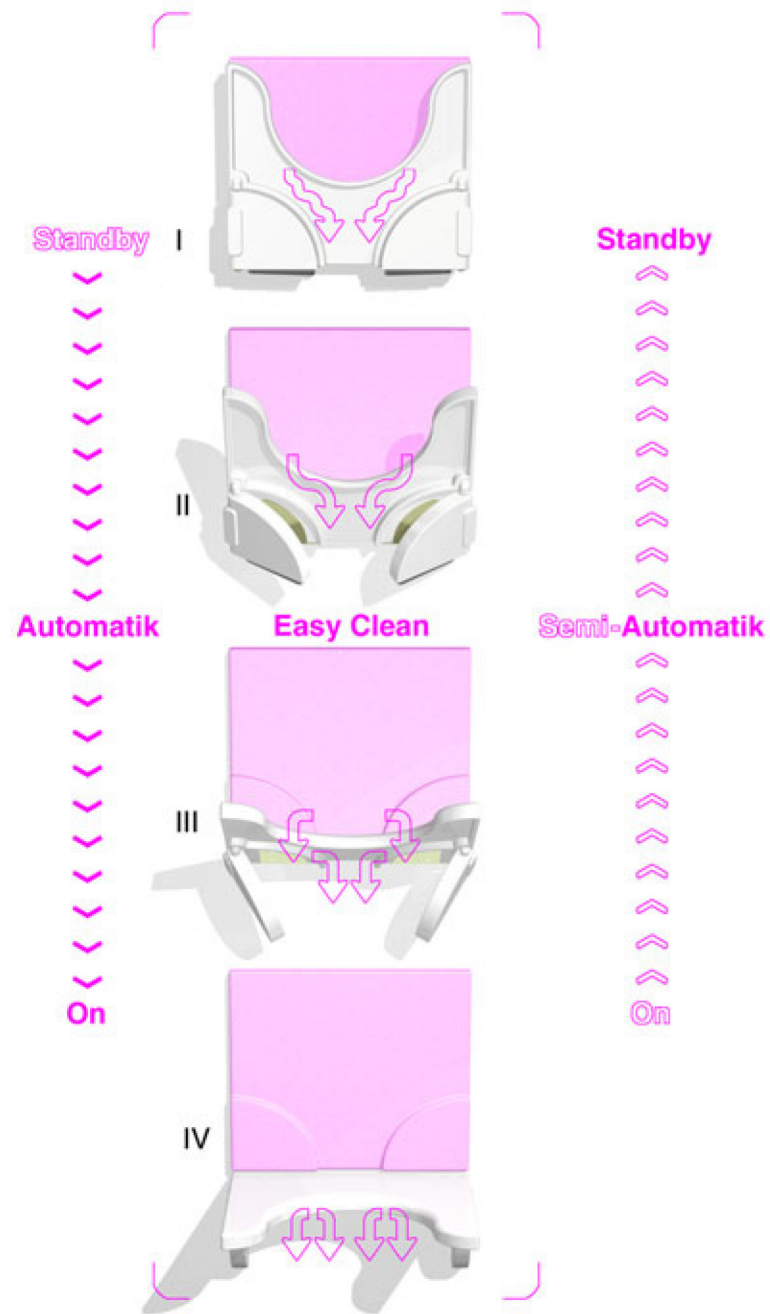
- design supports the self-cleaning aspect
- due to integrated mechanism and the movement of the seat, draining will be self-active
- act I, II, III, IV

- detail V

back-part pillow is removable, due to easier cleaning



easy clean



design conception

shower seat



stability

instruction to use:

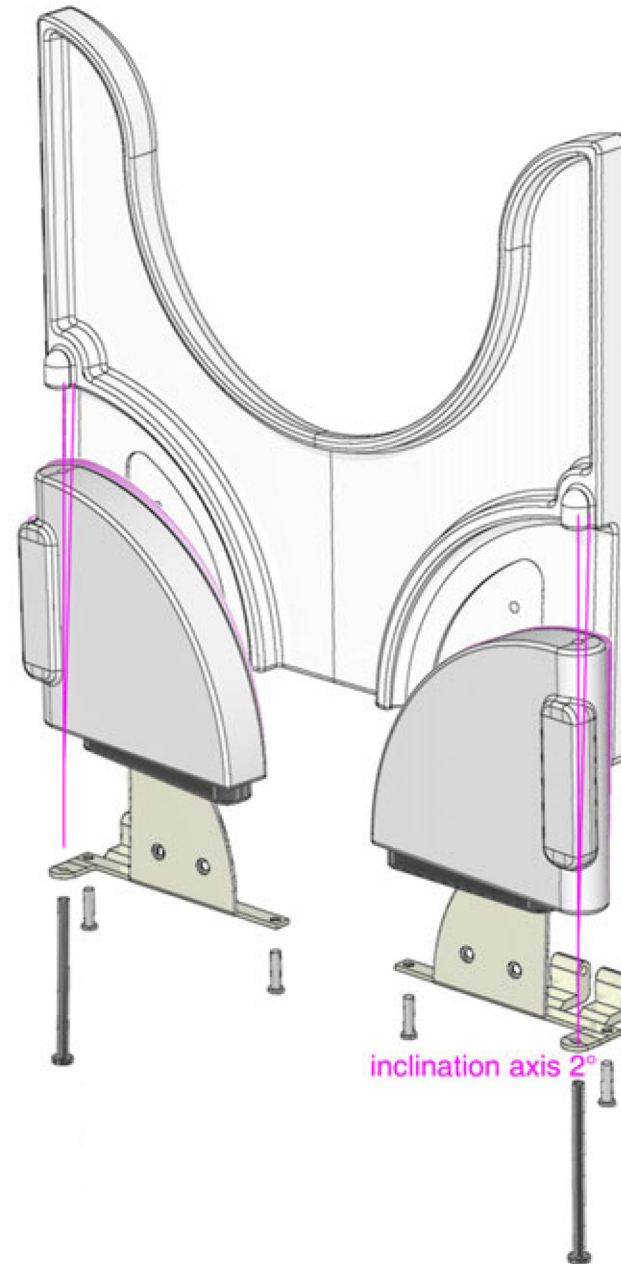

- I. push the seat to unlock
- II. lower oneself by automatic
- III. including activate safety supports
- IV. ready to use

- V. folds back in standby position by semi-automatic
- VI. standby is locked
- VII. self-cleaning function inside

pre-fabricated seat will be wall-mounted in less steps.

detail I:
safety support, including suspension

detail II:
activated safety support, including stabil-position lock (90° angle)



design conception

shower seat

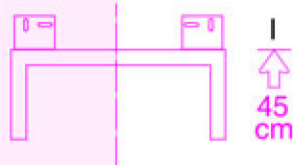


installation

instruction to install

phase I:

- template
- preparation
fischer Injection system



phase II:

- installation seat,
pre-fabricated seat



phase III:

- fixation backpart

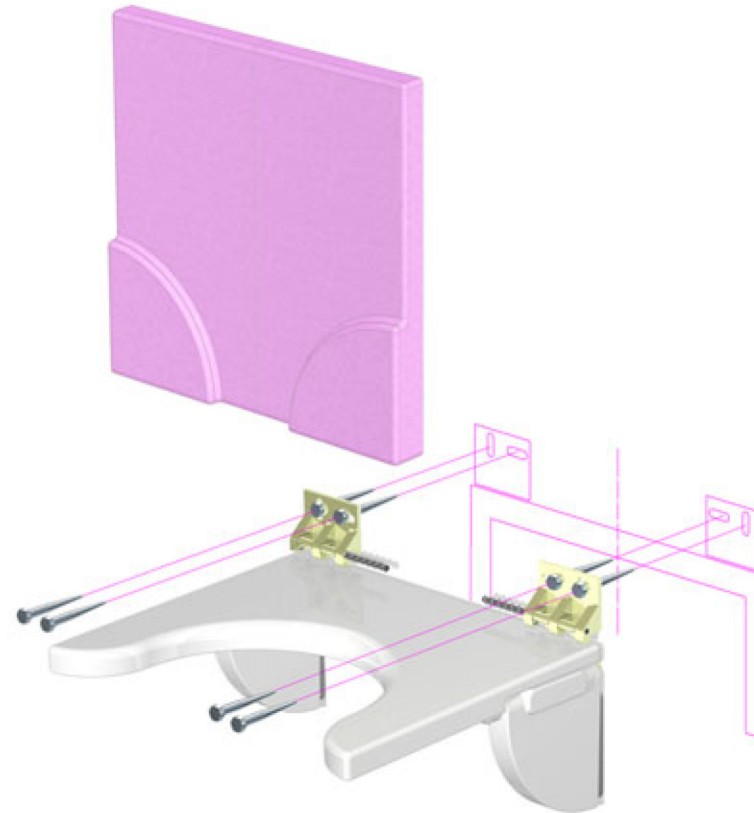


phase IV:

- ready to use



fixing is supported by
fischer Injection mortar FIS V,
for professional expansion-free
anchoring-system.
pre-fabricated seat will be
wall-mounted in less steps.



• fischer Injection mortar FIS V

for professional expansion-free
anchoring-system

- the fischer Injection system FIS
contains a styrene free, quick-
setting, high quality hybrid resin
mortar, which is characterised
by its universal suitability for
many applications.

It achieves maximum strength
values in almost all building-
materials and anchors safely
and without expansion pressure.



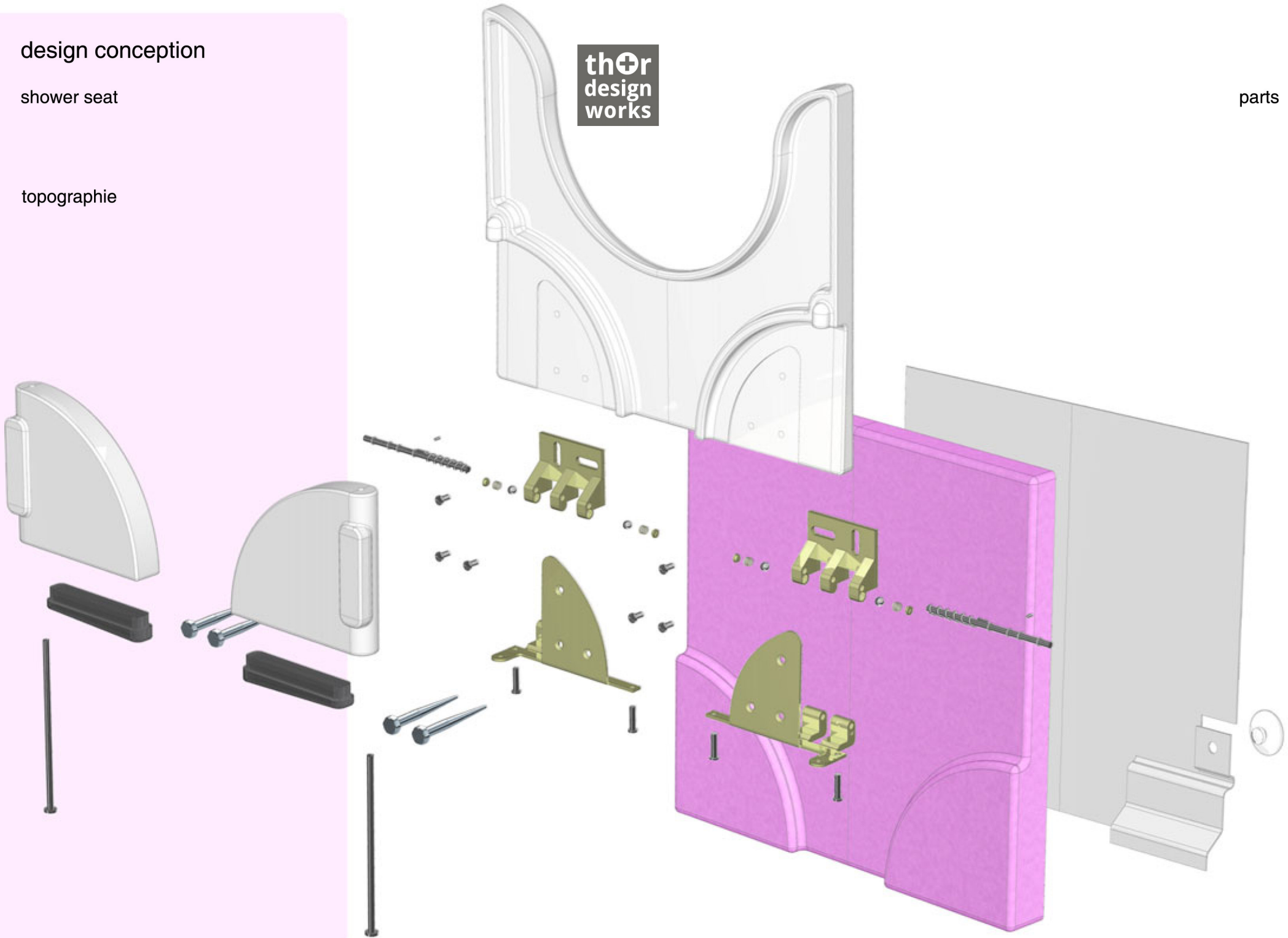
design conception

shower seat

topographie

thor
design
works

parts




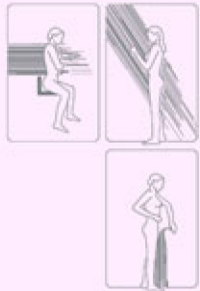
design conception

wellness shower seat



product range

• shower seat



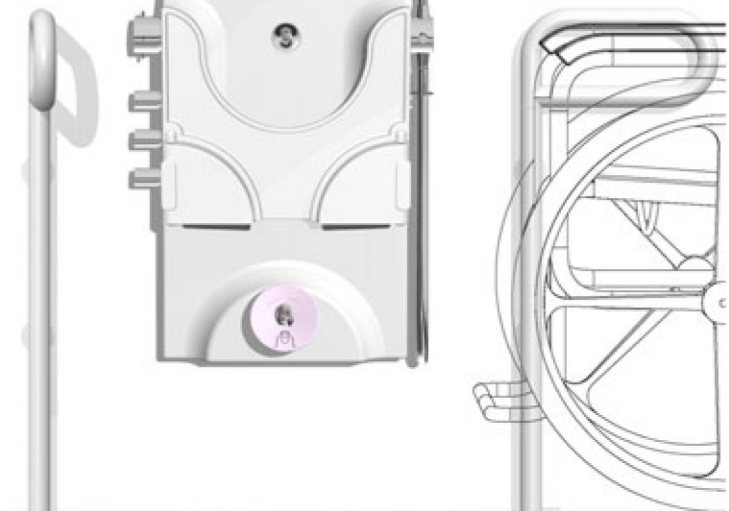
• measure: h 32, w 37.5, d 10

• wellness-seat panel



• measure: h 70, w 37.5, d 10

• wellness-seat panel_plus, with care option



• measure: h 70, w 37.5, d 10