

VITROMAR
SEVILLA S.L.
MANUFACTURA DEL VIDRIO, SEVILLA



Cuando el Vidrio se hace Arte







ESPEJOS




Mod. 3-001



Mod. 3-002




Mod. 3-003



Mod. 3-005




Mod. 3-004




Mod. 3-006



Mod. 3-007



Mod. 3-008




Mod. 3-009



Mod. 3-011




Mod. 3-010



Mod. 3-012



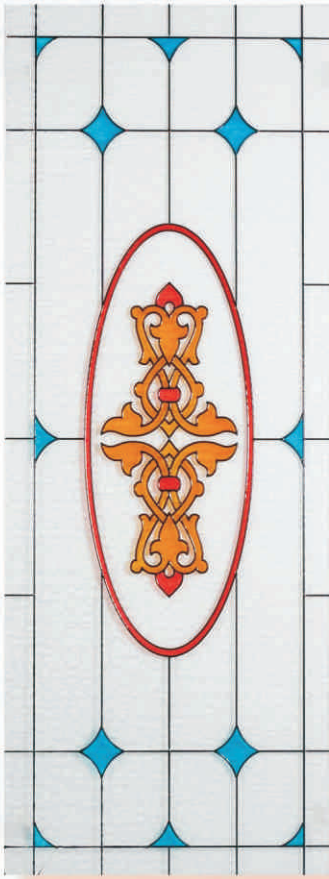
Mod. 3-013



Los colores se pueden cambiar a gusto del cliente.



VIDRIOS



Mod. 1-001




Mod. 1-003




Mod. 1-004



Mod. 1-005



Mod. 2-001




Mod. 2-002




Mod. 2-003



Mod. 2-004




Mod. 2-005




Mod. 2-006



Mod. 2-007




Mod. 2-008




Mod. 2-009



Mod. 2-010



Mod. 2-011



Mod. 4-001



Mod. 4-002




Detalle del cordón de resina transparente.




Combinación de cordón de resina negro con estria brillo.







Mod. 6-001




Mod. 6-002




Mod. 6-003




Mod. 6-004



Mod. 6-005



Mod. 6-006



Mod. 6-007

CARACTERÍSTICAS TÉCNICAS

- La intensidad, adherencia, durabilidad y dureza de nuestros colores en resina, está garantizada.
- Hay que tener en cuenta que los colores con crazy amarillean un poco.
- En superficies grandes, sobre todo en vidrios lisos, los colores pueden sufrir pequeños problemas de homogeneidad, así como pequeñas imperfecciones. Esto contribuye a enriquecer lo artesanal de esta nueva técnica. No obstante recomendamos para este tipo de superficies, utilizar colores con crazy.
- En todos nuestros modelos se pueden cambiar los colores o el tipo del vidrio, a gusto del cliente.
- Para la limpieza de nuestros vidrios aconsejamos utilizar agua jabonosa o productos de limpieza cotidianos para el vidrio, y nunca utilizar productos abrasivos.